

## IA CLARINGTON LOOMIS FLOATING RATE INCOME FUND (FORMERLY IA CLARINGTON FLOATING RATE INCOME FUND) - ETF SERIES UNITS - IFRF

June 16, 2025

This document contains key information you should know about IA Clarington Loomis Floating Rate Income Fund (formerly IA Clarington Floating Rate Income Fund). You can find more details in the fund's simplified prospectus. Ask your representative for a copy, contact IA Clarington Investments Inc. at 1.800.530.0204 or [iafunds@ia.ca](mailto:iafunds@ia.ca), or visit [www.iaclarington.com](http://www.iaclarington.com).

**Before you invest in any fund, consider how the fund would work with your other investments and your tolerance for risk.**

Effective on or about June 16, 2025, the name of the Fund will change to IA Clarington Loomis Floating Rate Income Fund.

### QUICK FACTS

**Date series started:** November 4, 2019

**Total value of fund on April 30, 2025:** \$336.41 million

**Management expense ratio (MER):** 0.91%

**Distributions:** Intends to pay a distribution monthly; the distribution amount is reviewed periodically and does not necessarily target a fixed percentage of the series' net asset value.

### TRADING INFORMATION (12 months ending April 30, 2025)

**Ticker symbol:** IFRF

**Exchange:** TSX

**Currency:** Canadian Dollars

### PRICING INFORMATION (12 months ending April 30, 2025)

**Market price:** \$7.88 - \$8.65

**Net asset value (NAV):** \$7.90 - \$8.64

\*Source: 2025 TSX Inc. or its Licensors. All Rights Reserved.

**Fund manager:** IA Clarington Investments Inc.

**Portfolio manager:** iA Global Asset Management Inc.

**Portfolio sub-advisor:** Loomis, Sayles & Company, L.P.

**Average daily volume\*:** 5,809 units

**Number of days traded\*:** 189 out of 251 trading days

**Average bid-ask spread\*:** 0.49%

## What does the fund invest in?

The fund seeks to provide unitholders with a stream of current monthly income by investing primarily in senior floating rate loans, other floating rate securities and debt obligations of investment grade and non-investment grade North American and global corporate issuers. The Fund may invest up to 100% of its net assets in foreign securities.

The charts below give you a snapshot of the fund's investments on April 30, 2025. If the fund invested in one or more mutual funds, the Investment mix chart shows the fund's proportionate sector allocation of the reference funds' investments and where applicable, the fund's direct investments. The Fund's investments will change.

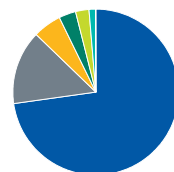
### Top 10 investments (April 30, 2025)

1.	Cash and Other Net Assets	14.15%
2.	The Cannabist Company Holdings Inc., 6.000%, 2025-06-29	2.58%
3.	Benefit Street Partners CLO Ltd., 9.033%, 2038-04-20, Series 6Br, Class ER	2.03%
4.	IA Clarington U.S. Dollar Floating Rate Income Fund, Series I	2.01%
5.	AIMCo, 10.269%, 2037-04-18, Series 21A, Class E	1.61%
6.	Ayr Wellness Inc., 13.000%, 2026-12-10	1.59%
7.	AGL CLO 39 Ltd., 8.713%, 2038-04-20, Series 39A, Class E	1.51%
8.	TransDigm Inc., Term Loan, 2031-02-28	1.37%
9.	Invesco Senior Loan ETF	1.09%
10.	Crown Subsea Communications Holdings Inc., Term Loan, 2031-01-30	1.07%

**Total percentage of top 10 investments:** 29.01%

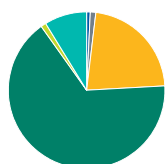
**Total number of investments:** 197

### Investment mix (April 30, 2025)



### Asset allocation

Floating Rate Term Loans	72.77%
Cash and Other Net Assets	14.43%
Asset-Backed Securities	5.55%
U.S. High Yield Corporate Bonds	3.31%
Convertible Bonds	2.61%
Investment Fund(s) - Bond	1.24%
Other	0.09%



### Credit ratings

A	0.65%
BBB	0.95%
BB	18.73%
B	55.69%
CCC	0.92%
Not Rated	7.39%

## IA CLARINGTON LOOMIS FLOATING RATE INCOME FUND (FORMERLY IA CLARINGTON FLOATING RATE INCOME

## How risky is it?

The value of the fund can go down as well as up. You could lose money.

One way to gauge risk is to look at how much a fund's returns change over time. This is called "volatility".

In general, funds with higher volatility will have returns that change more over time. They typically have a greater chance of losing money and may have a greater chance of higher returns. Funds with lower volatility tend to have returns that change less over time. They typically have lower returns and may have a lower chance of losing money.

## Risk rating

IA Clarington Investments Inc. has rated the volatility of this fund as **low to medium**.

This rating is based on how much the fund's returns have changed from year to year. It doesn't tell you how volatile the fund will be in the future. The rating can change over time. A fund with a low risk rating can still lose money.

Low	Low to medium	Medium	Medium to high	High
-----	---------------	--------	----------------	------

For more information about the risk rating and specific risks that can affect the fund's returns, see the section "What are the Risks of Investing in this Fund?" of the fund's simplified prospectus.

## No guarantees

Like most mutual funds this fund doesn't have any guarantees. You may not get back the amount of money you invest.

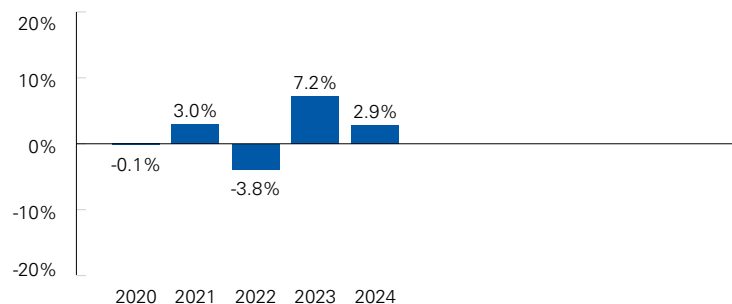
## How has the fund performed?

This section tells you how ETF Series units of the fund have performed over the past five years. Returns are after expenses have been deducted. These expenses reduce the fund's returns.

### Year-by-year returns

This chart shows how ETF Series units of the fund performed in the past five calendar years. The fund dropped in value in two of the five years.

The range of returns and change from year to year can help you assess how risky the fund has been in the past. It does not tell you how the fund will perform in the future.



### Best and worst 3-month returns

This table shows the best and worst returns for ETF Series units of the fund in a 3-month period over the past five years. The best and worst 3-month returns could be higher or lower in the future. Consider how much of a loss you could afford to take in a short period of time.

	Return	3 months ended	If you invested \$1,000 at the beginning of the period
Best return	4.29%	July 31, 2020	Your investment would rise to \$1,043
Worst return	-9.49%	March 31, 2020	Your investment would drop to \$905

### Average return

A person who invested \$1,000 in ETF Series units of the fund since its inception holds today \$1,079, which represents an annual compounded rate of return of 1.39%.

## Trading ETFs

ETFs hold a basket of investments, like mutual funds, but trade on exchanges like stocks. Here are a few things to keep in mind when trading ETFs:

### Pricing

ETFs have two sets of prices: market price and net asset value (NAV).

#### Market price

- ETFs are bought and sold on exchanges at the market price. The market price can change throughout the trading day. Factors like supply, demand, and changes in the value of an ETF's investments can affect the market price.
- You can get price quotes at any time during the trading day. Quotes have two parts: **bid** and **ask**.
- The bid is the highest price a buyer is willing to pay if you want to sell your ETF units. The ask is the lowest price a seller is willing to accept if you want to buy ETF units. The difference between the two is called the "**bid-ask spread**".
- In general, a smaller bid-ask spread means the ETF is more liquid. That means you are more likely to get the price you expect.

#### Net asset value (NAV)

- Like mutual funds, ETFs have a NAV. It is calculated after the close of each trading day and reflects the value of an ETF's investment at that point in time.
- NAV is used to calculate financial information for reporting purposes – like the returns shown in this document.

### Orders

There are two main options for placing trades: market orders and limit orders. A market order lets you buy or sell units at the current market price. A limit order lets you set the price at which you are willing to buy or sell units.

### Timing

In general, market prices of ETFs can be more volatile around the start and end of the trading day. Consider using a limit order or placing a trade at another time during the trading day.

## IA CLARINGTON LOOMIS FLOATING RATE INCOME FUND (FORMERLY IA CLARINGTON FLOATING RATE INCOME

## Who is this fund for?

## Investors who:

- Seek a potential flow of income from floating rate instruments that are linked to interest rate changes;
- Have low to medium risk tolerance;
- Plan to invest over the medium to long term.

## A word about tax

In general, you'll have to pay income tax on any money you make on a fund. How much you pay depends on the tax laws where you live and whether or not you hold the fund in a registered plan, such as a Registered Retirement Savings Plan or a Tax-Free Savings Account.

Keep in mind that if you hold your fund in a non-registered account, fund distributions are included in your taxable income, whether you get them in cash or have them reinvested.

## How much does it cost?

This section shows the fees and expenses you could pay to buy, own and sell ETF Series units of the fund. The fees and expenses, including any commissions, can vary among series of a fund and among funds. Higher commissions can influence representatives to recommend one investment over another. Ask about other funds and investments that may be suitable for you at a lower cost.

## 1. Brokerage Commissions

You may have to pay a commission every time you buy and sell ETF Series units of the Fund. Commissions may vary by brokerage firm. Some brokerage firms may offer commission-free funds or require a minimum purchase amount.

## 2. Fund expenses

You don't pay these expenses directly. They affect you because they reduce the fund's returns.

As at March 31, 2025, the fund's expenses were 0.91% of its value. This equals \$9.10 for every \$1,000 invested.

Annual rate (as a % of the fund's value)	
<b>Management expense ratio (MER)</b> This is the total of the fund's management fee (including the trailing commission), fixed administration fee and operating expenses.	0.91%
<b>Trading expense ratio (TER)</b> These are the fund's trading costs.	0.00%
<b>Fund expenses</b>	<b>0.91%</b>

## More about the trailing commission

There is no trailing commission paid for the ETF Series units of the Fund.

## What if I change my mind?

**Under securities law in some provinces and territories, you have the right to cancel your purchase within 48 hours after you receive confirmation of the purchase.**

In some provinces and territories, you also have the right to cancel a purchase, or in some jurisdictions, claim damages, if the simplified prospectus, ETF Facts document or financial statements contain a misrepresentation. You must act within the time limit set by the securities law in your province or territory. For more information, see the securities law of your province or territory or ask a lawyer.

## For more information

Contact IA Clarington Investments Inc. or your representative for a copy of the fund's simplified prospectus and other disclosure documents. These documents and the ETF Facts make up the fund's legal documents.

**IA Clarington Investments Inc. | Business Office**

26 Wellington Street East, Suite 600, Toronto, Ontario M5E 1S2

**IA Clarington Investments Inc. | Head Office**

1080 Grande Allée West, PO Box 1907, Québec City, Québec G1K 7M3

Phone: 1.800.530.0204 | Email: [iacfunds@ia.ca](mailto:iacfunds@ia.ca)

[www.iaclarington.com](http://www.iaclarington.com)

To learn more about investing in mutual funds, see the brochure **Understanding mutual funds**, which is available on the website of the Canadian Securities Administrators at [www.securities-administrators.ca](http://www.securities-administrators.ca).

