

IA CLARINGTON STRATEGIC CORPORATE BOND FUND - SERIES F UNITS

June 16, 2025

This document contains key information you should know about IA Clarington Strategic Corporate Bond Fund. You can find more details in the fund's simplified prospectus. Ask your representative for a copy, contact IA Clarington Investments Inc. at 1.800.530.0204 or iafunds@ia.ca, or visit www.iaclarington.com.

Before you invest in any fund, consider how the fund would work with your other investments and your tolerance for risk.

QUICK FACTS

Fund code(s): CCM3553
Date series started: September 26, 2011
Total value of fund on April 30, 2025: \$908.11 million
Management expense ratio (MER): 0.92%

Fund manager: IA Clarington Investments Inc.
Portfolio manager: iA Global Asset Management Inc.
Distributions: Intends to pay a distribution monthly; the distribution amount is reviewed periodically and does not necessarily target a fixed percentage of the series' net asset value (automatically reinvested in additional securities, unless you request to receive it in cash).
Minimum investment: \$500 initial; \$50 additional (may be waived)

What does the fund invest in?

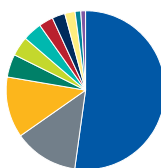
The fund seeks to provide income and the potential for long term capital growth by investing primarily in fixed income securities, allocated among North American corporate issuers, and between investment-grade and higher-yielding securities. The Fund may invest up to 100% of its net assets in foreign securities, including up to 50% in non-North American securities.

The charts below give you a snapshot of the fund's investments on April 30, 2025. The fund's investments will change.

Top 10 investments (April 30, 2025)

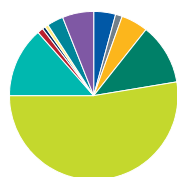
1. Government of United States, 4.625%, 2035-02-15	3.95%
2. iShares iBoxx \$ Investment Grade Corporate Bond ETF	2.63%
3. Doman Building Materials Group Ltd., 7.500%, 2029-09-17	2.30%
4. Cash and Other Net Assets	2.10%
5. KeHE Distributors LLC / KeHE Finance Corp. / NextWave Distribution Inc., 9.000%, 2029-02-15	2.06%
6. Chemtrade Logistics Inc., 6.375%, 2029-08-28	2.05%
7. ATS Corp., 6.500%, 2032-08-21	1.94%
8. Mattt Corp., 7.250%, 2031-04-02	1.83%
9. Archer Norge AS, 9.500%, 2030-02-25	1.82%
10. The Toronto-Dominion Bank, 7.250%, 2084-07-31	1.82%
Total percentage of top 10 investments:	22.50%
Total number of investments:	113

Investment mix (April 30, 2025)



Asset allocation

Canadian High Yield Corporate Bonds	52.19%
U.S. High Yield Corporate Bonds	13.09%
Canadian Investment Grade Corporate Bonds	12.40%
U.S. Investment Grade Corporate Bonds	4.68%
Federal Government Bonds	3.95%
Investment Fund(s) - Bond	3.91%
Short-Term Investments	2.94%
Foreign High Yield Corporate Bonds	2.62%
Cash and Other Net Assets	2.10%
Energy	1.15%
Other	0.97%



Credit ratings

AAA	3.95%
AA	1.23%
A	4.84%
BBB	11.01%
BB	49.49%
B	12.68%
CCC	1.05%
Pfd-2	0.53%
Pfd-3	0.63%
R1	2.94%
Not Rated	5.65%

How risky is it?

The value of the fund can go down as well as up. You could lose money.

One way to gauge risk is to look at how much a fund's returns change over time. This is called "volatility".

In general, funds with higher volatility will have returns that change more over time. They typically have a greater chance of losing money and may have a greater chance of higher returns. Funds with lower volatility tend to have returns that change less over time. They typically have lower returns and may have a lower chance of losing money.

No guarantees

Like most mutual funds this fund doesn't have any guarantees. You may not get back the amount of money you invest.

Risk rating

IA Clarington Investments Inc. has rated the volatility of this fund as **low**.

This rating is based on how much the fund's returns have changed from year to year. It doesn't tell you how volatile the fund will be in the future. The rating can change over time. A fund with a low risk rating can still lose money.

Low	Low to medium	Medium	Medium to high	High
-----	---------------	--------	----------------	------

For more information about the risk rating and specific risks that can affect the fund's returns, see the section "What are the Risks of Investing in this Fund?" of the fund's simplified prospectus.

IA CLARINGTON STRATEGIC CORPORATE BOND FUND - SERIES F UNITS

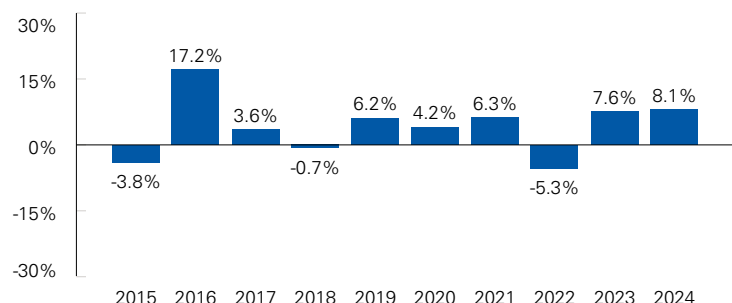
How has the fund performed?

This section tells you how Series F units of the fund have performed over the past ten years. Returns are after expenses have been deducted. These expenses reduce the fund's returns.

Year-by-year returns

This chart shows how Series F units of the fund performed in each of the past ten calendar years. The fund dropped in value in three of the ten years.

The range of returns and change from year to year can help you assess how risky the fund has been in the past. It does not tell you how the fund will perform in the future.



Best and worst 3-month returns

This table shows the best and worst returns for Series F units of the fund in a 3-month period over the past ten years. The best and worst 3-month returns could be higher or lower in the future. Consider how much of a loss you could afford to take in a short period of time.

	Return	3 months ending	If you invested \$1,000 at the beginning of the period
Best return	8.92%	May 31, 2016	Your investment would rise to \$1,089
Worst return	-9.54%	March 31, 2020	Your investment would drop to \$905

Average return

A person who invested \$1,000 in Series F units of the fund 10 years ago holds today \$1,452, which represents an annual compounded rate of return of 3.80%.

Who is this fund for?

Investors who:

- Seek income and the possibility for capital appreciation;
- Have low risk tolerance;
- Plan to invest over the medium to long term.

A word about tax

In general, you'll have to pay income tax on any money you make on a fund. How much you pay depends on the tax laws where you live and whether or not you hold the fund in a registered plan, such as a Registered Retirement Savings Plan or a Tax-Free Savings Account.

Keep in mind that if you hold your fund in a non-registered account, fund distributions are included in your taxable income, whether you get them in cash or have them reinvested.

How much does it cost?

The following tables show the fees and expenses you could pay to buy, own and sell Series F units of the fund. The fees and expenses, including any commissions, can vary among series of a fund and among funds. Higher commissions can influence representatives to recommend one investment over another. Ask about other funds and investments that may be suitable for you at a lower cost.

1. Sales charges

This series is sold with no sales charge and no redemption fee. However, your representative's firm may charge you a fee in respect of your investment; any such fee would be set out in an agreement between you and your representative's firm.

2. Fund expenses

You don't pay these expenses directly. They affect you because they reduce the fund's returns.

As at March 31, 2025, the fund's expenses were 0.92% of its value. This equals \$9.20 for every \$1,000 invested.

	Annual rate (as a % of the fund's value)
Management expense ratio (MER) This is the total of the fund's management fee (including the trailing commission), fixed administration fee and operating expenses.	0.92%
Trading expense ratio (TER) These are the fund's trading costs.	0.00%
Fund expenses	0.92%

More about the trailing commission

There is no trailing commission paid for Series F units of the fund.

IA CLARINGTON STRATEGIC CORPORATE BOND FUND - SERIES F UNITS

3. Other fees

You may have to pay other fees when you buy, hold, sell or switch units of the fund.

Fee	What you pay
Dealer Advisor Fee	This Series is designed for investors who participate in programs that charge fees directly to the investor. Investors in this Series may pay a dealer advisor fee to their dealer. This dealer advisor fee is determined between the investor and the dealer. Depending on the arrangement between the investor and the dealer, the dealer advisor fee may be a component or may be the only fee payable in respect of an investor's investment account. We may have an arrangement with your dealer to collect the dealer advisor fee from you on behalf of your dealer, by redeeming (without charges) a sufficient number of securities from your account on a monthly basis. Where we collect a dealer advisor fee, the dealer advisor fee must not exceed 1.50% annually of the value of the net assets of the fund in your account. The dealer advisor fee is in addition to any other fees that are separately negotiated with and directly payable to us. Please speak with your dealer about this option and whether it's available. This option is not available with order execution only dealers, such as discount brokers.
Short-term trading fee	Up to 2.00% of the value of units you sell or switch within 30 days of buying them. This fee goes to the fund.
Switch fee	Your representative's firm may charge you up to 2.00% of the value of units you switch.

What if I change my mind?

Under securities law in some provinces and territories, you have the right to:

- withdraw from an agreement to buy mutual fund securities within two business days after you receive a simplified prospectus or Fund Facts document, or
- cancel your purchase within 48 hours after you receive confirmation of the purchase.

In some provinces and territories, you also have the right to cancel a purchase, or in some jurisdictions, claim damages, if the simplified prospectus, Fund Facts document or financial statements contain a misrepresentation. You must act within the time limit set by the securities law in your province or territory. For more information, see the securities law of your province or territory or ask a lawyer.

For more information

Contact IA Clarington Investments Inc. or your representative for a copy of the fund's simplified prospectus and other disclosure documents. These documents and the Fund Facts make up the fund's legal documents.

IA Clarington Investments Inc. | Business Office

26 Wellington Street East, Suite 600, Toronto, Ontario M5E 1S2

IA Clarington Investments Inc. | Head Office

1080 Grande Allée West, PO Box 1907, Québec City, Québec G1K 7M3

Phone: 1.800.530.0204 | Email: iacfunds@ia.ca

www.iaclarington.com

To learn more about investing in mutual funds, see the brochure **Understanding mutual funds**, which is available on the website of the Canadian Securities Administrators at www.securities-administrators.ca.

